

### Warning:

▲ General Safety Advisory This area, operation, or product may involve inherent risks. Always assume potential hazards are present until proper safety verification is completed.

### Essential Precautions:

- Assess the Environment: Look for and identify potential dangers such as electrical sources, trip hazards, toxic substances, or moving machinery before proceeding.
- Use Personal Protective Equipment (PPE): Wear appropriate PPE (e.g., safety glasses, gloves, helmet) as required for the specific task or environment.
- Follow Procedures: Never bypass safety protocols, guards, or interlocks. Use equipment only for its intended purpose.
- Stay Alert: Do not operate machinery or perform hazardous tasks if you are fatigued, distracted, or under the influence of medication or substances that impair judgment.

### Immediate Action Required:

STOP if you are uncertain about the safety of any action. CONSULT the relevant official safety manuals or qualified personnel for guidance. DO NOT PROCEED without proper authorization and training for hazardous tasks. Your safety and the safety of others is paramount. Neglecting warnings can lead to severe injury or fatal accidents.

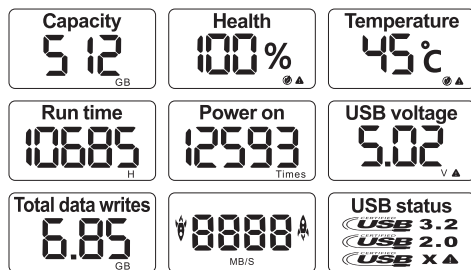


# User's Manual

封底

封面

### USB status 3.2 2.0 X



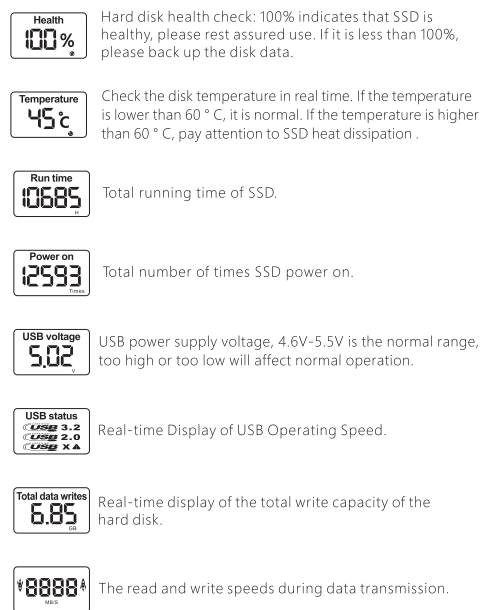
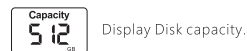
Each model encompasses some of the aforementioned functions

### Screen Display Instructions

(The displayed contents for different product models may vary)

#### USB status 3.2 2.0 X

USB status: USB operating speed. When connecting to a computer, 3.2 is displayed, indicating the interface of the hard disk to the device is USB3.2; 2.0 is displayed, indicating the interface of the hard disk to the device is USB2.0; if X is displayed, indicating the USB interface cannot be recognized.



### NOTE:

- When removing the external hard drive from computer, please run the "Safe Remove" program on the computer first to avoid data loss.
- Do not forcibly pull out the hard disk when copying data to avoid data loss or hard disk damage.
- All man-made and self-disassembly caused damage, no warranty.

### WARNING:

- ▲ Do not drop, crush, impact, or throw this product to avoid damage.
- ▲ Store in a dry environment; do not use in humid conditions to prevent internal circuit malfunctions.
- ▲ For disassembly, please contact ShuoLe After-Sales Service or an authorized manufacturer to perform this operation.

### We hereby issue a solemn statement:

Our company's products are subject to continuous improvement. In the event of any changes in design or icons, no separate notice will be provided.