

ZEALOT

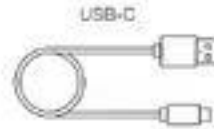


ZEALOT-S85

WIRELESS SPEAKER
QUICK START GUIDE

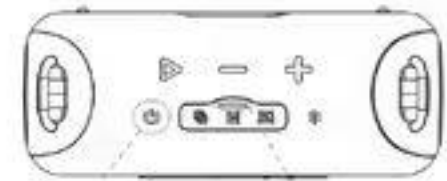
instructions

PACKING CONTENT



Packaging content

POWER ON



Battery indicator light



ON/OFF

Battery	
80%-100%	Green light is on
40%-70%	Yellow light is on
≤ 30%	Red light is on

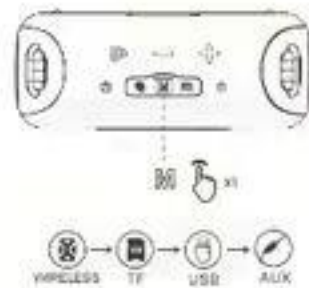
Press and hold the power button for more than 3 seconds to turn on the device

WIRELESS CONNECTION



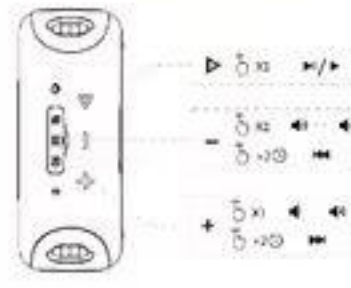
Connect the Bluetooth device name ZEALOT-S85 after booting up

MODE SWITCH



Click the M key to switch modes

PLAY



Click the ▲ button to activate the play/pause button
Click +/- to select the previous and next songs respectively
Long press +/- to increase and decrease volume respectively

LIGHT



Click the light button to select the lighting effect and light ON/OFF

